

PSD series power supply

Switch mode power supply 48VDC, desktop




CODE: **PSD480050** v1.0/V

EN

TYPE: **PSD 48V/0,5A** switch mode power supply desktop for CCTV

Features of the power supply unit:

- power output 0,5A/48VDC*
- universal AC input voltage range 90÷264V
- high efficiency 87%
- LED optical signalisation
- standby power <0,3W
- efficiency level: V
- protections:
 - SCP short-circuit protection
 - overvoltage protection (AC input)
 - overload (OLP)
- warranty – 2 year from the production date



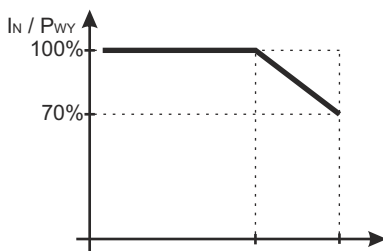
DESCRIPTION

Stabilized DC power supply is intended for supply CCTV cameras that require stabilised voltage of **48V DC**. The unit has a cable with a DC5.5/2.1 plug. The power supply unit is protected against short-circuit, overload and overvoltage.

SPECIFICATIONS.

Supply voltage	90 ÷ 264V AC 50÷60Hz
Current consumption	0,27A@230V AC max.
Supply power	24W max.
Efficiency	87%
Output voltage	48V DC
Output current $t_{AMB}<30^{\circ}C$	0,5 A - refer to graph 1.
Output current $t_{AMB}=40^{\circ}C$	0,35 A - refer to graph 1.
Ripple voltage	100mV p-p max.
Short-circuit protection SCP	electronic, automatic recovery
Overload protection OLP	150-200% of power supply, automatic recovery
Optical signalisation	LED – presence of DC voltage
Operation conditions	temperature $-10^{\circ}C+40^{\circ}C$ relative humidity 20%...90%, without condensation
Dimensions (LxWxH)	86 x 50 (72) x32 [mm]
Net/gross weight	0,19kg / 0,23kg
Protection class PN-EN 60950-1:2007	II (second)
Length of DC cable	1,45m + plug DC5,5/2,1 female
Length of AC cable	1,15m + mains plug
Storage temperature	$-20^{\circ}C...+60^{\circ}C$

* In order to extend the life of the power supply, the load current of 0,35A is recommended.



Graph 1.
Relation between output current and ambient temperature (instantaneous load).

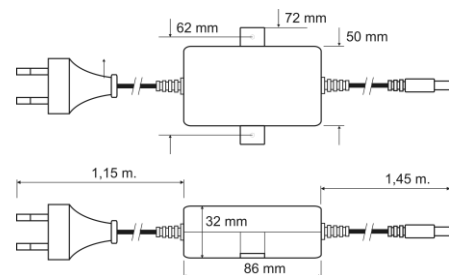
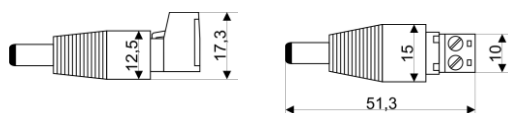


Fig.1
Dimension of power supply.

ACCESORIES

ACCESORIES :
[1] adapter CABLE - PLUG DC 5,5/2,1 - code ML109



For power supplies are available accessories - cable adapter.
For details –visit www.pulsar.pl.

* Refer to graph 1